

1. Click log in here


[About](#) [Events](#) [Resources](#) [Contact](#) [Forum](#)




2. Sign up with your method of choice. Your sign up will have to be approved, so it isn't automatic and may take some time.

Sign Up

Already a member? [Log In](#)

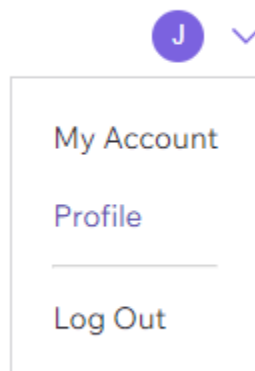
 Sign up with Google

 Sign up with Facebook

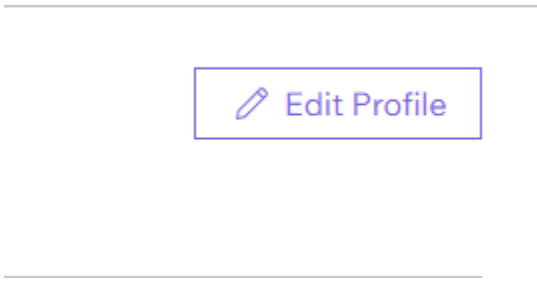
or

Sign up with email

3. Once logged in, click profile



4. Click edit profile



5. Fill in the information, but most importantly the address so we can verify members are part of the HOA. Click update info when complete.

House Number and Street Name



Discard

Update Info

6. Explore the site and see the events tab for meeting information and see the resources tab for the meeting agenda.